

SonoTip[®] Pro Control

Endoscopic Ultrasound-Guided FNA System – Single Use



- **Twist-Lock Technology for Sheath & Needle Length Adjustment**
One hand operation
Needle length adjustment (0 - 8.5 cm)
- **Ergonomically Shaped Sturdy Handle Design**
Effective puncture in dense target lesions
Optimized for a wide range of puncture techniques
- **Specially Treated Needle**
Superior needle visibility
- **Versions with Unique Sheath Stabilizer**
Controlled needle advancement in large channel scopes
- **Colored Plastic Sheath**
More precise needle placement and better performance in angulated endoscope positions

Medi-Globe GmbH – a trendsetter in EUS needle systems from the beginning

One major milestone was the development of a flexible ultrasound endoscope with a convex transducer and a working channel in the early 1990s by Pentax. At the same time, Prof. Dr. Vilmann and his team at the Gentofte University Hospital in Copenhagen, Denmark performed studies into different EUS needle prototypes for this endoscope.

In 1994 Medi-Globe GmbH pioneered the most promising prototype into a reliable medical product. The first commercially available EUS-FNA system, known as Hanke-Vilmann needle, was launched and for many years the EUS needle of choice.

[Read more on page 5](#)



 **Medi-Globe[®]**
The Spirit of Care.™



lock

unlock

Twist-Lock Technology for Sheath & Needle Length Adjustment

The patented Twist-Lock Technology is an user-friendly and screwless locking and unlocking mechanism. It allows the user to control all adjustments easily by turning a ring with one-hand operation. Indicators show the lock and unlock positions. The needle length ranges from 0 – 8.5 cm.

Unique Sheath Stabilizer

Selected needle versions are featured with a Sheath Stabilizer. The Sheath Stabilizer is a 10 cm long plastic tube at the distal catheter tip enlarging the catheter diameter from 1.8 mm to 2.7 mm. The Stabilizer significantly facilitates a controlled needle advancement through large channels endoscopes (3.2 mm, 3.7 mm, 3.8 mm) and maintains a firm needle position onto the targeted lesion.

All versions are equipped with a flexible blue-colored plastic catheter for a precise needle performance also in angulated endoscope positions.



beveled


round

Super Beveled Needle & Stylet Designs

The SonoTip Pro Control systems feature a 15° beveled and sharp needle design for an easy and atraumatic puncture in hard lesions. This sharp needle cut results in a large needle lumen exposure for enhanced acquisition of cyto-histopathological specimen.

Round and beveled stylets are offered to meet user's technique preferences to puncture.

19 Gauge SonoTip Pro Control for EUS wire guided access management



The 19 Gauge SonoTip Pro Control is perfect for EUS wire guided access management in the biliary-pancreatic system. The 19 Gauge needle is compatible to guide wires with a maximum diameter of .030".

Especially for cyst-drainages Medi-Globe's cyst guide wire GGW-08-30-400 is recommended. This guide wire comprises of an uncoated Nitinol wire with a 15 cm flexible radiopaque spring. The non-coating feature prevents shearing of Teflon coating during needle / guide wire manipulating.



SonoTip® Pro Control

25 Gauge

SonoTip® Pro Control – with round stylet			
Catalog No.	Description	Needle Diameter	Catheter Outer Diameter
GUS-33-18-025	EUS-Guided FNA System with Twist-Lock Technology	25 Gauge 0.5 mm	1.8 mm
GUS-33-27-025	EUS-Guided FNA System with Twist-Lock Technology → Tip Stabilizer to accommodate large working channels (e.g. 3.2 mm, 3.7 mm, 3.8 mm)	25 Gauge 0.5 mm	2.7 mm

22 Gauge

SonoTip® Pro Control – with round stylet			
Catalog No.	Description	Needle Diameter	Catheter Outer Diameter
GUS-33-18-022	EUS-Guided FNA System with Twist-Lock Technology	22 Gauge 0.7 mm	1.8 mm
GUS-33-27-022	EUS-Guided FNA System with Twist-Lock Technology → Tip Stabilizer to accommodate large working channels (e.g. 3.2 mm, 3.7 mm, 3.8 mm)	22 Gauge 0.7 mm	2.7 mm

SonoTip® Pro Control – with beveled stylet			
Catalog No.	Description	Needle Diameter	Catheter Outer Diameter
GUS-34-18-022	EUS-Guided FNA System with Twist-Lock Technology	22 Gauge 0.7 mm	1.8 mm
GUS-34-27-022	EUS-Guided FNA System with Twist-Lock Technology → Tip Stabilizer to accommodate large working channels (e.g. 3.2 mm, 3.7 mm, 3.8 mm)	22 Gauge 0.7 mm	2.7 mm

19 Gauge

SonoTip® Pro Control – with round stylet			
Catalog No.	Description	Needle Diameter	Catheter Outer Diameter
GUS-33-21-019	EUS-Guided FNA System with Twist-Lock Technology → Compatible with guide wires of maximal Ø .030" (Recommended Medi-Globe catalog no. GGW-08-30-400)	19 Gauge 1.1 mm	2.1 mm

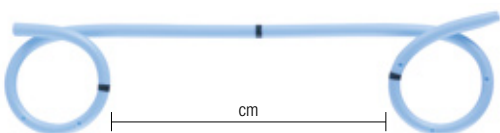
All SonoTip Pro Control systems include a VacLock aspiration syringe with a filling volume of 20 ml.

Components for SonoTip® Pro Control EUS-FNA Line



Cyst Guide Wire – compatible with 19-Gauge EUS-FNA systems for cyst drainage

Catalog No.	Description	Diameter	Length
GGW-08-30-400	Uncoated Nitinol wire with a 15 cm flexible radiopaque spring	.030" (0.75 mm)	400 cm



Pseudo-Cyst Double Pigtail Stent Sets – with position markers

Catalog No.	Size / French	Stent		Pusher	
		Length between Pigtailed	Size / French	Length	
GBS-11-08-002S	8.5	2 cm	8.5	220 cm	
GBS-11-08-005S	8.5	5 cm	8.5	220 cm	
GBS-11-08-007S	8.5	7 cm	8.5	220 cm	
GBS-11-08-009S	8.5	9 cm	8.5	220 cm	
GBS-11-10-002S	10.0	2 cm	10.0	220 cm	
GBS-11-10-005S	10.0	5 cm	10.0	220 cm	
GBS-11-10-007S	10.0	7 cm	10.0	220 cm	
GBS-11-10-009S	10.0	9 cm	10.0	220 cm	

The pseudo-cyst double pigtail stent is also available as single component. (Catalogue no without "S").



Aspiration Syringe with filling volume of 20 ml

Catalog No.	Description
VAC120	VacLok Syringe 20 ml

Medi-Globe – a trendsetter in EUS needle systems from the beginning

Continuation

This Hanke-Vilmann system consisted of a long steel needle with a stylet, a reusable metal spiral and a reusable aluminum handle for moving the needle.

In 2002, Medi-Globe GmbH introduced the first complete sterile system for single-use with its SonoTip II model. In contrast to the Hanke-Vilmann needle, this is directly compatible with all standard EUS endoscopes from leading manufacturers thanks to its specialized adjustment system. The product portfolio has been permanently expanded with the addition of new needle materials, innovative needle coatings and improved technologies for visibility of the needle under ultrasound.

In 2011, Medi-Globe introduced the next generation of its EUS-FNA under the brand name SonoTip Pro Control. This has a much more ergonomic handle. The most significant innovation was however its patented and completely new Twist-Lock technology, for adjusting sheath length and needle depth. Settings can now be adjusted very comfortably with one hand by the physician. The new model also integrates a plastic sheath, which is more flexible than the spirals of SonoTip II models, and which allows excellent needle insertion even at extremely sharp endoscope position angles.

EBUS-TBNA

Ultrasound endoscopy is in the meantime no longer merely restricted to gastrointestinal tract diagnoses, but has also found further use with endobronchial ultrasound guided transbronchial needle aspiration (EBUS-TBNA) in bronchoscopy.

Medi-Globe also offers a powerful solution in this specialized area, with its SonoTip EBUS Pro Flex. For this application, Medi-Globe became the first manufacturer of a needle completely made from Nitinol. This is dimensionally stable and prevents any mechanical needle deformation, which can occur with other needle materials when the needle is fed into an angled endoscope.

Please contact Medi-Globe GmbH for special information pertaining to EBUS-TBNA systems or visit our website: www.medi-globe.de.

The “evolution” of ultrasound needles within Medi-Globe

The Hanke-Vilmann system

1994



SonoTip® II

2002




SonoTip® Pro Control

2011



SonoTip[®] Pro Control

Endoscopic Ultrasound-Guided FNA System – Single Use



Distributed by:

L-GUS-SU-01-ENG Ver. 8.0 (2015-11)

Manufactured by: